



GEDORE
ROTBAND-PLUS

53

HAMMERS / STRIKING TOOLS

ENGINEERS' HAMMERS
>503



CLUB HAMMERS
>508



SLEDGE HAMMERS
>510



BRICKLAYER'S HAMMERS
>513



CARPENTER'S HAMMERS
>513



HAMMERS MISCELLANEOUS
>514



RECOILLESS HAMMERS
>515



SAFETY HAMMERS /
WOODEN / COPPER /
LEAD HAMMERS
>516



FORGING TOOLS
>519



CHISELS
>520



DRIFT / CENTRE /
PIN PUNCHES / SETS
>524



BENDING BARS / PRYBARS /
NAIL LIFTER / CROWBARS
>528



SAFETY BEAT BY BEAT

For Rough Work and Precision Alike

Large selection of hammers

- > From the tile hammer, recoilless hammer, forging tool and engineer's hammer through to the sledge hammer
- > Top-grade industrial quality for the hardest of continuous uses
- > Available singly or in practical sets
- > Customised manufacturing and types on request

Large selection including chisels, center punches and drift punches

- > With optional hand guard
- > Also available in the range/set
- > Precisely hardened and annealed - long service life

Top quality - everything from a single source

- > The base is made up of stringently controlled quality steel and meticulously selected wood
- > Experienced and reliable specialists vouch for precision-like processing
- > Hammer head and shaft (up to 400 mm) are made in GEDORE's own production facilities in Germany
- > Stringent quality checks after each production step ensure a constantly high level

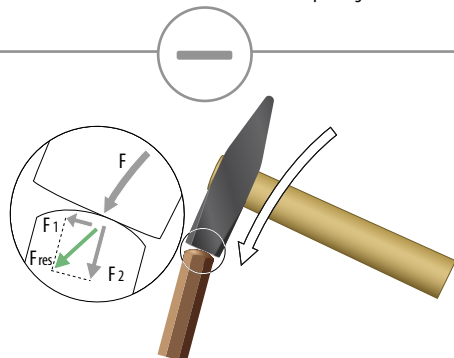
ROT BAND-PLUS system - dependability under extreme loading

- > Hammers utilise the patented ROT BAND-PLUS securing system - "no losing of heads" as a result
- > The ideal aid for site work
- > Models with extra inductively tempered edges of the faces

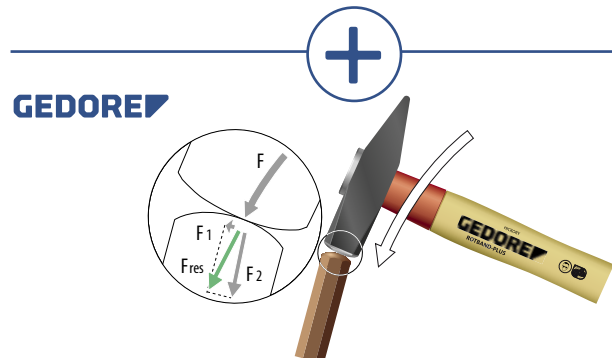


GEDORE hammers and GEDORE chisels - An alliance for safe working






















Considerable forces are liberated on hammer face and chisel head impacting on each other.



GEDORE hammers and chisels are optimally adapted to each other. Their regulation-compliant geometrical shape diverts the bulk of the forces raised towards the chisel tip.



In the case of hammers and chisels which are not ground in a regulation-compliant manner, most of the force raised is not transferred to the chisel tip and can, as a result, give rise to serious injuries.

											
		ROT BAND-PLUS	hickory	ash	tubular steel	fibreglass	plastic	rubber with steel tube	inductive	g	
	600 E	●	○	●	○	○	○	○	○	100 – 2000	○
	600 H	●	●	○	○	○	○	○	○	100 – 2000	○
	600 IH	●	●	○	○	○	○	○	●	200 – 2000	○
	4 E	○	○	●	○	○	○	○	○	50 – 2000	○
	4 H	○	●	○	○	○	○	○	○	50 – 2000	○
	4 K	○	○	○	○	○	●	○	○	200 – 1000	○
	500 F	○	○	○	○	●	○	○	○	200 – 2000	○
	500 ST	○	○	○	●	○	○	○	○	300 – 500	○
	8601	○	○	●	○	○	○	○	○	1/4 LBS – 2 LBS	○
	65 E	○	○	●	○	○	○	○	○	100 – 600	○
	620 E	●	○	●	○	○	○	○	○	1000 – 2000	○
	620 H	●	●	○	○	○	○	○	○	1000 – 2000	○
	20 E	○	○	●	○	○	○	○	○	1000 – 10000	○
	20 H	○	●	○	○	○	○	○	○	1000 – 10000	○
	20 F	○	○	○	○	●	○	○	○	1000 – 10000	○
	20 ST	○	○	○	●	○	○	○	○	1000 – 1250	○
	609 H	●	●	○	○	○	○	○	○	3000 – 8000	○
	9 E	○	○	●	○	○	○	○	○	3000 – 8000	○
	9 H	○	●	○	○	○	○	○	○	3000 – 8000	○
	9 F	○	○	○	○	●	○	○	○	3000 – 8000	○
	9 G	○	○	○	○	○	○	●	○	5000	○
	29 ST	○	○	○	●	○	○	○	○	500	○
	94 ST	○	○	○	●	○	○	○	○	600	○
	93 ST	○	○	○	●	○	○	○	○	600	○
	75 GSTM	○	○	○	all-steel	○	○	○	○	600	●
	75 STK	○	○	○	●	○	○	○	○	600	○
	75 ST	○	○	○	●	○	○	○	○	600	○
	75 STKM	○	○	○	●	○	○	○	○	600	●
	75 STM	○	○	○	●	○	○	○	○	600	●
	71 GSTM	○	○	○	all-steel	○	○	○	○		●
	677 H	●	●	○	○	○	○	○	○	300	○
	77 ST	○	○	○	●	○	○	○	○	400	○
	77 E	○	○	●	○	○	○	○	○	330	○

1000




>069



1500 CT1-350

>111



HOW CAN I TELL IF THE HAMMER IS A RELIABLE ONE?

+ Accurate 45° edge at hammer face and pein
The edge - also referred to as chamfer - stops any dangerous splintering. GEDORE hammers have a clean-cut edge as conforming to regulations.

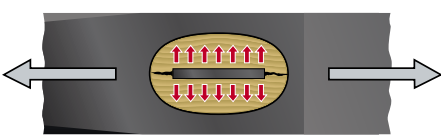
+ Distinctive manufacturer's name on the hammer head

+ Assured and firm connection/fitting of hammer shaft and head
Take a look: are there any gaps between hammer eye and shaft? The wooden shaft must be secure and shake-free in the hammer head. The shaft/hammer head connection must be securely wedged. GEDORE only uses tapered collars which ensure optimum distribution of the clamping force in the hammer eye. The ROTBAND-PLUS system developed and patented by GEDORE turns every ordinary DIN hammer into a "safety hammer".

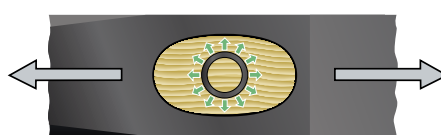
+ Permanent marking
GEDORE stamps or forges the DIN 1041, the weight and the manufacturer's logo into the hammer head in a permanent and legible manner.

+ The hammer head must be correctly hardened and tempered
No precision hardening and annealing - also referred to tempering - can be checked on without the use of aids. The hammer face and pein must have a hardness of between 50 and 58 HRC. Hardness must reach down to at least 3 mm. 30 HRC is not to be exceeded at the inserting eye for safety reasons. GEDORE manufactures on the basis of the above DIN 1193 requirements and meets them at the same time. Constant tests vouch for these figures.


+ Is the shaft fault-free?
The hammer shaft is not to have any cracks, branch holes or other faults. Nor every type of wood is suitable for hammer shafts. Hickory and ash are noted as the preferred woods in DIN 68340. Only these two wood types are used by GEDORE in its own manufacturing process.



No clamping force in the direction of motion thanks to the **flat wedge**.



The **tapered collar** evenly distributes the clamping force across 360° i.e. also in the direction of motion. The wood fibre structure is not ruined. There is no slackening of the hammer head even after



several hundred strikes. The barbed hook ensures a positive fit and stops the tapered collar from loosening. A safety "extra".

WOODEN HANDLES



Hickory handles

- > High quality and extremely break-proof wood. Compared with ash the physical load stability of hickory is around 3-4 times higher
- > Long-fibre structure: More safety in the event of a handle breakage - the wood is held together by the long fibres and hence uncontrolled separation of the broken handle as well as the hammer head is avoided
- > Vibration dampening
- > Long life = very good price-performance ratio



Ash handles

- > This wood is prescribed by the DIN as the minimum wood quality
- > Inexpensive
- > Break-proof
- > Short-fibre structure: the short fibres in the wood mean that, in the event of a break, the shaft cannot be held together. The shaft breaks into two parts.

i Wood is a natural product!

- > GEDORE uses only wood types and timbers that comply with DIN 68 340 (Wooden Shafts for Impact Tools)
- > Wood retains its natural properties even after processing
- > Trees regulate their moisture content by giving off moisture through their pores. This property is retained in processed wood. This means that a wooden hammer shaft loses moisture through its pores when the air humidity is low and shrinks. Too much moisture causes the wooden shaft to swell up and damages the wooden fibres.
- > DIN 68 340 defines the required moisture content of the hammer shaft at the time of joining the shaft to the head. This must be between 12 % and 14 % in relation to the dry weight. In-house manufacture under continuous quality controls guarantees compliance with the requirements of DIN 68 340

Tip

- > Before use, always check that the hammer head is securely attached to the shaft!
- > Never store the hammer in too dry conditions!
- > Storage in well-heated rooms or near a source of heat is particularly harmful, drawing moisture out of the hammer shaft, causing the shaft section to shrink. In extreme cases, the secure fit of the hammer head on the shaft can no longer be guaranteed.

STEEL TUBE, FIBRE GLASS OR PLASTIC HANDLES



Tubular steel handles

- > High bending strength
- > Resistant to the influence of weather



Fibre glass handles

- > Robust - virtually unbreakable
- > Insensitive to all weather conditions - can also be fully used in minus temperatures and is still unbreakable
- > Resistant to all common chemicals such as for example oils and greases



Rubber grip and steel tube handle

- > Resilient
- > Unbeatable price-performance ratio since the hammer is very durable
- > Vibration dampening
- > Resistant to petrol and oil
- > Serrated gripping zones for a firm grip

Note

- > Intensive testing of steel tube, fibre glass and plastic shafts as to a firm fit in the hammer head is required. Preference is for hammers with an additionally secured head. The head is also positively fitted to the hammer shaft by means of a spring pin.
- > Rubber handgrip feature: make sure the handgrip is firmly bonded to the shaft. Try out the turning test. A handgrip which can still be turned on the hammer shaft does not meet the DIN-prescribed figures.

i Safety notes for fibre glass handles

- > Mishits with fibre glass tools can lead to the material fibre detaching.
- > To stop these fibres inflaming the skin, we would recommend safety gloves being worn during the work.

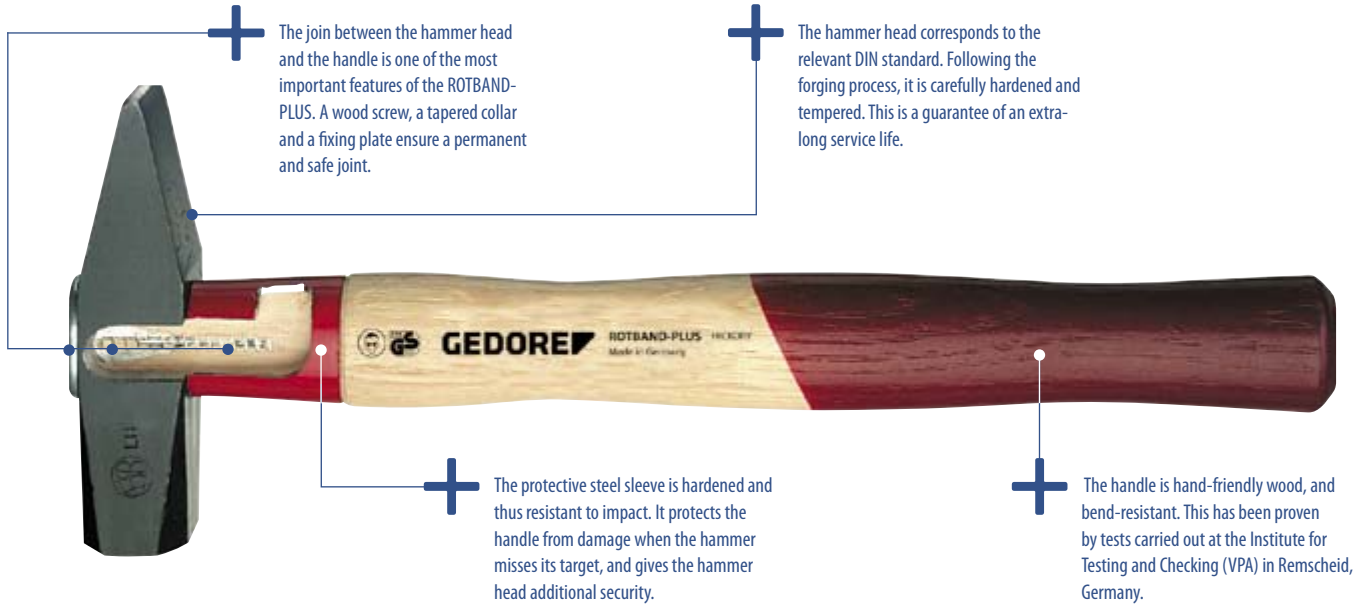
SAFETY NOTES FOR HAMMERS

> 642



ROTBAND-PLUS HAMMERS

THE ORIGINAL - A safe join




ROTBAND-PLUS hammer

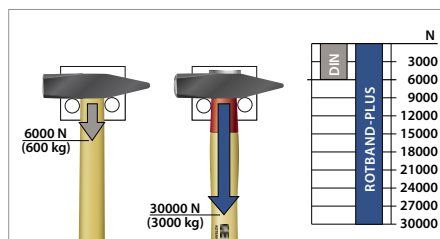
- > The hammer shaft is pressed into the hammer head.
- > The ring wedge is pressed in to secure the shaft in the eye of the hammer head.
- > The round, conical form ensures an all-round, uniform pressure.
- > Tightening the wood screw ensures a positive fit of the safety plate with the shaft.




Safety principle



Features



The values required by the German Standards Institute (DIN) are exceeded considerably. According to the report by the Institute for Testing and Checking (VPA) in Remscheid, with the ROTBAND-PLUS hammers more than five times the required force was attained.



Due to the hardened ROTBAND-PLUS protective sleeve for the handle and the fixing plate, the bending strength of the ROTBAND-PLUS hammers exceeds that of standard DIN hammers by a wide margin.

All the benefits at a single glance

- > Patented handle join ROTBAND-PLUS
- > The protective steel sleeve, the tapered collar, the fixing plate and the wood screw bond the hammer head and the handle into one unit = maximum work safety
- > Best price-performance ratio
- > The protective steel sleeve protects the handle from damage when the hammer misses its target and guarantees thus a long service life
- > With the standardised ROTBAND-PLUS handles every standardised hammer head can be turned into a ROTBAND-PLUS hammer.



Hammers / Striking Tools

Engineers' hammers ROTBAND-PLUS

600 E + 600 H ENGINEERS' HAMMER ROTBAND-PLUS

- > Forged hammer head DIN 1041
- > With contoured ash (E 600 E) or hickory (E 600 H) handle DIN 5111, additionally shaped with a long hardened handle protective steel sleeve
- > The tapered collar, fixing plate and wood screw bond the hammer head and the handle into one unit
- > ROTBAND-PLUS handle join, high working safety, long service life, best price-performance ratio



Ash				
g	l mm	kg	Code	No.
100	260	0.188	8581610	600 E-100
200	280	0.325	8581880	600 E-200
300	300	0.502	8581960	600 E-300
400	310	0.605	8582180	600 E-400
500	320	0.727	8582260	600 E-500
600	330	0.841	8582340	600 E-600
800	350	1.135	8582420	600 E-800
1000	360	1.326	8582500	600 E-1000
1500	380	1.908	8582690	600 E-1500
2000	400	2.491	8582770	600 E-2000

Hickory				
g	l mm	kg	Code	No.
100	260	0.188	8582850	600 H-100
200	280	0.325	8582930	600 H-200
300	300	0.502	8583070	600 H-300
400	310	0.605	8583150	600 H-400
500	320	0.727	8583230	600 H-500
600	330	0.840	8583310	600 H-600
800	350	1.135	8583580	600 H-800
1000	360	1.326	8583660	600 H-1000
1500	380	1.908	8583740	600 H-1500
2000	400	2.491	8583820	600 H-2000

600 IH ENGINEERS' HAMMER ROTBAND-PLUS

- > Forged hammer head DIN 1041
- > The edges of the flat side of the head are induction hardened
- > With contoured hickory handle DIN 5111, additionally shaped with a long hardened handle protective steel sleeve
- > The tapered collar, fixing plate and wood screw bond the hammer head and the handle into one unit
- > ROTBAND-PLUS handle join, high working safety, long service life, best price-performance ratio



g	l mm	kg	Code	No.
200	280	0.325	8583900	600 IH-200
300	300	0.502	8584040	600 IH-300
400	310	0.605	8584120	600 IH-400
500	320	0.727	8584200	600 IH-500
600	330	0.841	8584390	600 IH-600
800	350	1.135	8587300	600 IH-800
1000	360	1.326	8587490	600 IH-1000
1500	380	1.908	8587570	600 IH-1500
2000	400	2.491	8588970	600 IH-2000

1500 ES-350/1500 CT1-350

>103/111



6 NA

>507



HELVING - MADE EASY



- › Hammer the handle into the hammer head until it reaches the casing
- › Drive the tapered collar into the centre of the handle
- › Fasten the safety plate with a wood screw





E 600 E + E 600 H SPARE HANDLE ROTBAND-PLUS FOR ENGINEERS' HAMMERS

- › Ash (E 600 E) or hickory (E 600 H) DIN 5111
- › With hardened handle protective steel sleeve, tapered collar, fixing plate and wood screw
- › With this standard wooden handle, according to DIN 5111 it is possible to convert even ordinary hammer heads, as long as they are to DIN standards, to a ROTBAND-PLUS-hammer
- › Method: Hammer the handle into the hammer head until it reaches the casing. Drive the tapered collar into the centre of the handle. Fasten the safety plate with a wood screw




Ash	for  g	↳ mm ↲		Code	No.
100	260	0.076	8589000	E 600 E-100	
200	280	0.099	8589190	E 600 E-200	
300	300	0.150	8589270	E 600 E-300	
400	310	0.179	8589350	E 600 E-400	
500	320	0.185	8589430	E 600 E-500	
600	330	0.214	8589510	E 600 E-600	
800	350	0.210	8589780	E 600 E-800	
1000	360	0.288	8589860	E 600 E-1000	
1500	380	0.350	8589940	E 600 E-1500	
2000	400	0.377	8593700	E 600 E-2000	


Hickory	for  g	↳ mm ↲		Code	No.
100	260	0.081	8593890	E 600 H-100	
200	280	0.120	8595080	E 600 H-200	
300	300	0.134	8595160	E 600 H-300	
400	310	0.180	8595240	E 600 H-400	
500	320	0.198	8596480	E 600 H-500	
600	330	0.234	8596560	E 600 H-600	
800	350	0.296	8596640	E 600 H-800	
1000	360	0.315	8597880	E 600 H-1000	
1500	380	0.373	8597960	E 600 H-1500	
2000	400	0.442	8599070	E 600 H-2000	

E 5 SPARE TAPERED COLLAR

- › For safe fastening of the wooden handles



Ø	↳ mm ↲		Code	No.
7	12.0	0.001	8593970	E 5-100
8	15.0	0.003	8594000	E 5-200
10	17.0	0.004	8594190	E 5-300
11	18.0	0.005	8594270	E 5-400
12	20.0	0.007	8594350	E 5-500

Ø	↳ mm ↲		Code	No.
13	20.0	0.008	8594860	E 5-600
14	21.0	0.009	8594430	E 5-800
14	21.0	0.010	8594940	E 5-1000
15	23.5	0.013	8594510	E 5-1500
16	23.0	0.014	8594780	E 5-2000

Engineers' hammers

HANDLE TYPES

> For more information on handle types see page 501



4 E + 4 H ENGINEERS' HAMMER

- > Forged hammer head DIN 1041
- > With ash (E 4 E) or hickory handle (E 4 H) to DIN 5111



Ash				
g	l mm	kg	Code	No.
50	250	0.089	8586090	4 E-50
100	260	0.158	8586170	4 E-100
200	280	0.275	8586250	4 E-200
300	300	0.440	8586330	4 E-300
400	310	0.530	8586410	4 E-400
500	320	0.625	8586680	4 E-500
600	330	0.750	8586760	4 E-600
800	350	0.930	8586840	4 E-800
1000	360	1.180	8586920	4 E-1000
1500	380	1.760	8587060	4 E-1500
2000	400	2.320	8587140	4 E-2000

Hickory				
g	l mm	kg	Code	No.
100	260	0.168	8590280	4 H-100
200	280	0.300	8590360	4 H-200
300	300	0.460	8590440	4 H-300
400	310	0.550	8590520	4 H-400
500	320	0.650	8590600	4 H-500
600	330	0.760	8590790	4 H-600
800	350	1.030	8590870	4 H-800
1000	360	1.210	8590950	4 H-1000
1500	380	1.859	8591090	4 H-1500
2000	400	2.370	8591170	4 H-2000

E 4 E + E 4 H SPARE HANDLE

- > Ash (E 4 E) or hickory handle (E 4 H), acc. to DIN 5111
- > With oval fixing hole, i.e. for engineers' hammers



Ash				
for g	l mm	kg	Code	No.
50	250	0.033	8587650	E 4 E-50
100	260	0.045	8587730	E 4 E-100
200	280	0.085	8587810	E 4 E-200
300	300	0.099	8588030	E 4 E-300
400	310	0.100	8588110	E 4 E-400
500	320	0.160	8588380	E 4 E-500
600	330	0.140	8588460	E 4 E-600
800	350	0.165	8588540	E 4 E-800
1000	360	0.183	8588620	E 4 E-1000
1500	380	0.196	8588700	E 4 E-1500
2000	400	0.261	8588890	E 4 E-2000

Hickory				
for g	l mm	kg	Code	No.
100	260	0.058	8591330	E 4 H-100
200	280	0.085	8591410	E 4 H-200
300	300	0.085	8591680	E 4 H-300
400	310	0.120	8591760	E 4 H-400
500	320	0.140	8591840	E 4 H-500
600	330	0.150	8591920	E 4 H-600
800	350	0.210	8592060	E 4 H-800
1000	360	0.225	8592140	E 4 H-1000
1500	380	0.190	8592220	E 4 H-1500
2000	400	0.280	8592300	E 4 H-2000

4 K ENGINEERS' HAMMER

- > Forged hammer head DIN 1041
- > With Ultramid® plastic handle and safety wedge
- > Ultramid® = trade name of BASF AG, Germany



g	l mm	kg	Code	No.
200	280	0.280	8812950	4 K-200
300	300	0.430	8604170	4 K-300
500	320	0.630	8604330	4 K-500
800	350	1.020	8604680	4 K-800
1000	360	1.160	8604760	4 K-1000

E 4 K SPARE HANDLE

- > Made from Ultramid® plastics
- > Suitable for all hammer heads acc. to DIN 1041
- > Delivery complete with tapered collar and fixing clip
- > Ultramid® = trade name of BASF AG, Germany



l mm	kg	Code	No.
280	0.070	8897170	E 4 K-200
300	0.090	8897250	E 4 K-300
320	0.120	8897330	E 4 K-500
350	0.180	8897410	E 4 K-800
360	0.192	8897680	E 4 K-1000

500 F ENGINEERS' HAMMER

- > Forged hammer head
- > Nearly unbreakable fibreglass handle with plastic grip
- > Additionally hardened handle protective steel sleeve, with secured head
- > Induction tempered edges of the flat side of the head available on request



g	l mm	kg	Code	No.
200	280	0.360	8598180	500 F-200
300	300	0.570	8598260	500 F-300
400	310	0.660	8598340	500 F-400
500	320	0.770	8598420	500 F-500
600	330	0.900	8598500	500 F-600
800	350	1.174	8598690	500 F-800
1000	360	1.398	8598770	500 F-1000
1500	380	1.838	8598850	500 F-1500
2000	400	2.352	8598930	500 F-2000

500 ST ENGINEERS' HAMMER

- > Forged hammer head
- > Steel tube handle with plastic grip
- > Very robust and durable



g	l mm	kg	Code	No.
300	270	0.575	8606620	500 ST-300
500	300	0.780	8606890	500 ST-500

248 ST

>516





6 NA SOFT FACE CAP

for engineers' hammers

> Polyethylene





for  g		Code	No.
300	0.025	8605570	6 NA-300
500	0.050	8605650	6 NA-500
800	0.060	8605730	6 NA-800
1000	0.053	8802990	6 NA-1000


8601 ENGINEER'S BALL PEIN HAMMER WITH BALL


- > With hickory handle
- > Hardened and tempered steel to EN 10083
- > Enamelled, face and ball ground



lbs 	l- mm >		Code	No.
1/4	270	0.172	6764030	8601 1/4
1/2	290	0.307	6764110	8601 1/2
3/4	310	0.475	6764380	8601 3/4
1	325	0.565	6764460	8601 1
1.1/8	350	0.605	1429078	8601 1.1/8
1.1/4	350	0.772	6764540	8601 1.1/4
1.1/2	365	0.800	6764620	8601 1.1/2
1.3/4	400	0.900	1429108	8601 1.3/4
2	380	1.073	6764700	8601 2

E-8601 SPARE HANDLE HICKORY

l- mm >		Code	No.
270	0.105	1431056	E-8601 1/4
290	0.120	1431102	E-8601 1/2
310	0.135	1431110	E-8601 3/4
325	0.150	1431129	E-8601 1
350	0.165	1431137	E-8601 1.1/8

l- mm >		Code	No.
350	0.180	1431145	E-8601 1.1/4
365	0.195	1431153	E-8601 1.1/2
400	0.210	1431161	E-8601 1.3/4
380	0.225	1431188	E-8601 2


Joiners' hammers


65 E JOINERS' HAMMER

French pattern

> With contoured ash handle DIN 5111



mm	l- mm >	Spare handle		Code	No.
20	280	E 4 E-200	0.240	8684340	65 E-20
22	300	E 4 E-300	0.350	8684420	65 E-22

mm	l- mm >	Spare handle		Code	No.
25	310	E 4 E-400	0.450	8684500	65 E-25
28	320	E 4 E-500	0.590	8684690	65 E-28

Club hammers

620 E + 620 H CLUB HAMMER ROT BAND-PLUS

- > Forged head DIN 6475
- > Contoured ash (E 620 E) or hickory handle (E 620 H) DIN 5135, supplementary with long hardened handle protective steel sleeve
- > The sleeve, tapered collar, fixing plate and wood screw bond the hammer head and wood handle into one unit
- > ROTBAND-PLUS handle join, high working safety, long service life, best price-performance ratio



Ash				
g	l-mm	kg	Code	No.
1000	260	1.288	8886990	620 E-1000
1250	260	1.483	8887020	620 E-1250
1500	280	1.820	8887100	620 E-1500
2000	300	2.291	8887290	620 E-2000

Hickory				
g	l-mm	kg	Code	No.
1000	260	1.317	8887370	620 H-1000
1250	260	1.493	8887450	620 H-1250
1500	280	1.820	8887530	620 H-1500
2000	300	2.240	8887610	620 H-2000

E 20 E + E 20 H SPARE HANDLE FOR CLUB HAMMERS

- > Ash (E 20 E, E 9 E) or hickory (E 20 H, E 9 H)
- > E 20 acc. to DIN 5135
- > E 9 acc. to DIN 5112



Ash				
for hammers	l-mm	kg	Code	No.
20-1000, 20-1250, 46-1000, 46-1250	260	0.151	8633940	E 20 E-1000
20-1500, 46-1500	280	0.131	8634160	E 20 E-1500
20-2000, 46-2000	300	0.178	8634240	E 20 E-2000
9-3, 10-3, 17-3, 20-3	600	0.400	8613080	E 9 E-3
9-4, 10-4, 17-4, 20-4	700	0.580	8613160	E 9 E-4
9-5, 9-6, 10-5, 10-6, 17-5, 17-6, 20-5, 20-6	800	0.730	8613240	E 9 E-5
9-8, 9-10, 17-8, 17-10, 20-8, 20-10	900	1.100	8613400	E 9 E-8

Hickory				
for hammers	l-mm	kg	Code	No.
20-1000, 20-1250	260	0.163	8636880	E 20 H-1000
20-1500	280	0.136	8637180	E 20 H-1500
20-2000	300	0.210	8637260	E 20 H-2000
9-3, 10-3, 17-3, 20-3	600	0.400	8616500	E 9 H-3
9-4, 10-4, 17-4, 20-4	700	0.630	8616690	E 9 H-4
9-5, 9-6, 10-5, 10-6, 17-5, 17-6, 20-5, 20-6	800	0.810	8616770	E 9 H-5
9-8, 9-10, 17-8, 17-10, 20-8, 20-10	900	0.960	8616930	E 9 H-8

E 620 E + E 620 H SPARE HANDLE ROTBAND-PLUS

- > Contoured ash (E 620 E) or hickory handle (E 620 H) DIN 5135
- > With hardened handle protective steel sleeve, fixing plate, tapered collar and wood screw
- > For all club hammers according to DIN 6475
- > With this handle acc. to DIN, every standard DIN club hammer head can be converted to a ROTBAND-PLUS club hammer



Ash				
for	g	l-mm	kg	Code
1000	260	0.240	8678100	E 620 E-1000
1250	260	0.230	8749650	E 620 E-1250
1500	280	0.280	8676670	E 620 E-1500
2000	300	0.310	8676750	E 620 E-2000

Hickory				
for	g	l-mm	kg	Code
1000	260	0.270	8677210	E 620 H-1000
1250	260	0.260	8749730	E 620 H-1250
1500	280	0.280	8677480	E 620 H-1500
2000	300	0.350	8677560	E 620 H-2000

20 E + 20 H CLUB HAMMER

- > Forged head DIN 6475
- > With ash (E 20 E) or hickory handle (E 20 H) DIN 5135 up to 2000 g
- > As from 3 kg with ash (E 9 E) or hickory handle (E 9 H) DIN 5112




Ash				
g	l-mm	kg	Code	No.
1000	260	1.196	8632460	20 E-1000
1250	260	1.388	8632540	20 E-1250
1500	280	1.704	8632620	20 E-1500
2000	300	2.176	8632700	20 E-2000
3000	600	3.480	8632890	20 E-3
4000	700	4.280	8632970	20 E-4
5000	800	5.750	8633000	20 E-5
6000	800	6.505	8633190	20 E-6
8000	900	9.100	8633270	20 E-8

Hickory				
g	l-mm	kg	Code	No.
1000	260	1.220	8635210	20 H-1000
1250	260	1.406	8635480	20 H-1250
1500	280	1.740	8635560	20 H-1500
2000	300	2.275	8635640	20 H-2000



20 F CLUB HAMMER

- > Forged head DIN 6475
- > Nearly unbreakable fibreglass handle with plastic grip and secured head



20 F-2000



20 F-8



g	↳ mm	⚖ kg	Code	No.
1000	260	1.270	8815620	20 F-1000
1250	260	1.480	8815700	20 F-1250
1500	280	1.775	8815890	20 F-1500
2000	300	2.280	8815970	20 F-2000
3000	600	3.720	8816000	20 F-3
4000	700	4.750	8866530	20 F-4
5000	800	6.430	8866610	20 F-5
6000	800	7.098	8866880	20 F-6
8000	900	9.100	8866960	20 F-8

20 ST CLUB HAMMER

- > Forged head
- > With steel tube handle and plastic grip
- > Very robust and durable



g	↳ mm	⚖ kg	Code	No.
1000	260	1.400	8640800	20 ST-1000
1250	260	1.570	8640990	20 ST-1250

21 SOFT FACE CAP

for club hammers



for club hammer g	⚖ kg	Code	No.
1000	0.330	8641960	21-1000
1250	0.375	8642180	21-1250
1500	0.310	8642260	21-1500
2000	0.290	8642340	21-2000



Sledge hammers

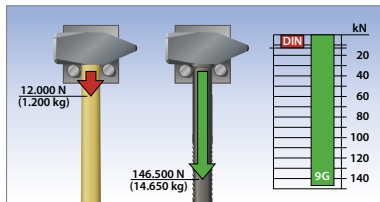
GuStaV Gu = Rubber Sta = Steel V = Version

THE WORLD'S SAFEST HAMMER



HIGHEST SAFETY

- > since the hammer head is intractably fitted with the handle
- > since value DESIGNATED 1,200 kg (12,000 N) / value ACTUAL 9 GuStaV: 14,650* kg (145,500 N)
*the test had to be stopped at this figure as the machine no longer had any "grappling point" due to the abraded rubber at the steel handle. The hammer head remained firmly fitted to the handle.
- > since a hardened steel tube is mounted in the handle. The result is an unbreakable hammer when correctly used.



Non-taxing, fatigue-free working

UNBEATABLE PRICE-PERFORMANCE RATIO

- > since the hammer is very durable
- > Hammer head and steel tube form a keyed connection. A safety extra!
- > The reinforcing bulge at the transition point from hammer handle to head ensures an even spread of forces throughout the hammer head.

ERGONOMIC

- > since optimum handle geometry
- > 100 mm longer than the DIN requirement = greater impact power from the same force applied
- > Stud at the end of the handle ensures that proper gripping handle
- > The handle diameter is perfectly adjusted to the geometry of one's hand
- > since low-on-vibration
- > The keyed connection between hammer head and steel tube in the handle is rubber-jacketed. As a result, the rubber absorbs much of the vibration arising on impact.
- > The rubber layer vulcanised on the handle provides an extremely low modulus of elasticity and, in turn, absorbs most of the remaining vibrations.
- > Test findings: Ingenieurbüro für Ergonomie, 67824 Feilbingert: 9 GuStaV has the same positive vibration features as a comparable wooden-shaft hammer.

9 GUSTAV
SLEDGE HAMMER

with rubber grip and steel tube handle

- > Resilient, practically unbreakable, low-on-vibration hammer
- > Forged hammer head acc. to DIN 1193
- > Head ground and clear varnished
- > Rubber handle reinforced inside with hardened steel tube
- > Hammer head and steel tube form a keyed connection. A safety extra!
- > Vibrations are absorbed by the rubber handle to the same extent as with wooden shafts
- > 900 mm handle length: 100 mm in excess of the DIN requirement - ensures more powerful strikes from the same force applied
- > Resistant to petrol and oil
- > Two serrated gripping zones. Knurled, non-sliding! Equally easy to use with either short or long arms

- > Stud-type handle and ergonomically adapted grip diameter
- > The reinforcing bulge at the transition point from hammer handle to head ensures an even spread of forces in the hammer eye
- > DBGM (= German Utility Patent)



609 H SLEDGE HAMMER ROTBAND-PLUS

- > Forged hammer head DIN 1042
- > Spare handles complete with steel sleeve, tapered collar, fixing plate and wood screw
- > Hickory handle DIN 5112, with additional long and hardened steel sleeve
- > ROTBAND-PLUS handle join, high working safety, long service life, best price-performance ratio



g	l mm	kg	Code	No.
3000	600	3.755	8673220	609 H-3
3000	900	3.880	8673300	609 H-3-90
4000	700	4.940	8673490	609 H-4
4000	900	5.270	8673570	609 H-4-90
5000	800	6.035	8673650	609 H-5
5000	900	6.220	8673730	609 H-5-90
6000	800	7.045	8673810	609 H-6
6000	900	7.200	8674030	609 H-6-90
8000	900	9.185	8674110	609 H-8

E 609 H SPARE HANDLE ROTBAND-PLUS

- > Hickory handle DIN 5112
- > Steel sleeve, fixing plate, tapered collar and wood screw
- > For all hammer heads according to DIN 1042
- > With this handle, every standard DIN hammer head can be converted to a ROTBAND-PLUS-sledge hammer



l mm	kg	Code	No.	l mm	kg	Code	No.
600	0.770	8681750	E 609 H-3	900	1.082	8740860	E 609 H-5-90
900	0.990	8740510	E 609 H-3-90	800	0.900	8740350	E 609 H-6
700	0.840	8681910	E 609 H-4	900	1.100	8747950	E 609 H-6-90
900	0.840	8740780	E 609 H-4-90	900	1.390	8683610	E 609 H-8
800	1.120	8683530	E 609 H-5				

9E+9H SLEDGE HAMMER

- > Forged hammer head DIN 1042
- > With ash (E 9 E) or hickory handle (E 9 H) DIN 5112
- > Delivery incl. set of safety wedges



Ash				
g	l mm	kg	Code	No.
3000	600	3.330	8612000	9 E-3
3000	900	3.450	8809220	9 E-3-90
4000	700	4.365	8612190	9 E-4
5000	800	5.535	8612270	9 E-5
5000	900	5.495	8809650	9 E-5-90
6000	800	6.590	8612350	9 E-6
8000	900	8.650	8612430	9 E-8

Hickory				
g	l mm	kg	Code	No.
3000	600	3.515	8615370	9 H-3
3000	900	3.705	8812360	9 H-3-90
4000	700	4.710	8615450	9 H-4
4000	900	5.040	8812440	9 H-4-90
5000	800	5.760	8615530	9 H-5
5000	900	5.800	8812520	9 H-5-90
6000	800	6.680	8615610	9 H-6
6000	900	6.795	8812600	9 H-6-90
8000	900	8.815	8615880	9 H-8

E9E+E9H SPARE HANDLE

- > Ash (E 9 E) or hickory (E 9 H)
- > Acc. to DIN 5112
- > Execution -90 = 90 cm handle

Ash				
for hammer	l mm	kg	Code	No.
9-3, 10-3, 17-3, 20-3	600	0.400	8613080	E 9 E-3
9-3, 9-4	900	0.660	8784210	E 9 E-3-90
9-4, 10-4, 17-4, 20-4	700	0.580	8613160	E 9 E-4
9-5, 9-6, 10-5, 10-6, 17-5, 17-6, 20-5, 20-6	800	0.730	8613240	E 9 E-5
9-5, 9-6	900	0.840	8784480	E 9 E-5-90
9-8, 9-10, 17-8, 17-10, 20-8, 20-10	900	1.100	8613400	E 9 E-8

Hickory				
for hammer	l mm	kg	Code	No.
9-3, 10-3, 17-3, 20-3	600	0.400	8616500	E 9 H-3
9-3, 9-4	900	0.790	8786180	E 9 H-3-90
9-4, 10-4, 17-4, 20-4	700	0.630	8616690	E 9 H-4
9-5, 9-6, 10-5, 10-6, 17-5, 17-6, 20-5, 20-6	800	0.810	8616770	E 9 H-5
9-5, 9-6	900	0.700	8786260	E 9 H-5-90
9-8, 9-10, 17-8, 17-10, 20-8, 20-10	900	0.960	8616930	E 9 H-8

9F SLEDGE HAMMER

- > Forged hammer head DIN 1042
- > With practically unbreakable fibreglass handle, with secured head



g	l mm	kg	Code	No.
3000	600	3.665	8614130	9 F-3
3000	900	3.955	8820380	9 F-3-90
4000	700	4.930	8614210	9 F-4
4000	900	5.050	8820890	9 F-4-90
5000	800	6.370	8614480	9 F-5
5000	900	6.420	8820970	9 F-5-90
6000	800	7.165	8614560	9 F-6
8000	900	9.280	8614640	9 F-8

Bricklayer's hammers

94 ST BRICKLAYER'S HAMMER

Berlin pattern

- > With steel tube handle and plastic grip
- > Very robust and durable



g	l - mm - l	kg	Code	No.
600	270	0.891	8697240	94 ST

93 ST BUILDER'S HATCHET

- > With steel tube handle and plastic grip
- > Very robust and durable



g	l - mm - l	kg	Code	No.
600	300	0.909	8696510	93 ST

Carpenter's hammers

75 GSTM CARPENTER'S HAMMER

- > Head and handle forged in one piece, nearly unbreakable
- > Ergonomic, air-cushioned 2-component handle
- > Optimum impact force - a result of its perfect balance
- > Fatigue-free working due to the new anti-vibration system
- > With straight-through shaft right to the end of the handle
- > With magnetic nail holder



l - mm - l	kg	Code	No.
340	0.873	1576143	75 GSTM

75 ST + 75 STM CARPENTER'S HAMMER

- > With steel tube handle and plastic grip
- > 75 ST without magnet
- > 75 STM with magnet
- > Very robust and durable



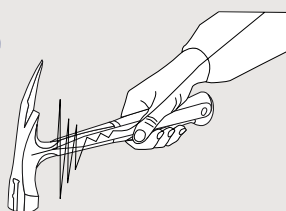
Execution	g	l - mm - l	Handle length	kg	Code	No.
without magnet	600	317	300	0.760	8688920	75 ST
with magnet	600	317	300	0.835	8689220	75 STM

75 STKM CARPENTER'S HAMMER WITH MAGNET

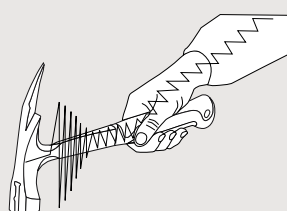
- > With steel tube handle, plastic grip and secured head
- > Very robust and durable



Execution	g	l - mm - l	Handle length	kg	Code	No.
with magnet	600	317	300	0.847	8813090	75 STKM



> The anti-vibration system of the 75 GSTM and 71 GSTM allows safe, powerful hammer blows



> With conventional all-steel hammers, jarring vibrations are transmitted through to the user's arm on every impact

WT 1056 7

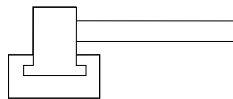
>566



Hammers miscellaneous

18 E PAVING HAMMER SQUARE

- > With welded plate and large vulcanised rubber block
- > With ash handle
- > Spare handle E 18 E



g	mm	kg	Code	No.
360	E 18 E	2.525	8883700	18 E

E 18 E SPARE HANDLE

- > Acc. to DIN 5111
- > From ash
- > With oval fixing hole



mm	kg	Code	No.
360	0.345	8883890	E 18 E

72 H GLAZIERS HAMMER

polished

- > With hickory handle, steel sleeve and safety screw for a durable safe connection of handle and hammer head
- > Spare handle E 72 H



g	mm	kg	Code	No.
100	300	0.212	1541935	72 H-100
	300	0.040	1541730	E 72 H-100

Scaling hammers

677 H SCALING HAMMER ROTBAND-PLUS

- > Forged hammer head
- > Contoured hickory handle DIN 5111 with additional long, hardened steel sleeve
- > The sleeve, tapered collar, fixing plate and wood screw bond the hammer head and wood handle into one unit
- > ROTBAND-PLUS handle join, high working safety, long service life, best price-performance ratio
- > Spare handle E 677 H



g	mm	kg	Code	No.
300	300	0.450	8671950	677 H
	300	0.150	1822357	E 677 H-300

77 E SCALING HAMMER

- > With ash handle DIN 5111
- > Spare handle E 4 E



g	mm	kg	Code	No.
330	300	0.390	8690900	77 E-300
	300	0.099	8588030	E 4 E-300

77 ST SCALING HAMMER

- > Acc. to DIN 5133
- > With steel tube handle



g		Code	No.
400	0.505	8691390	77 ST-400

41 E SCALING HAMMER

- > With ash handle DIN 5111
- > Spare handle E 4 E



g	l mm		Code	No.
500	320	0.640	8665390	41 E-500
	320	0.160	8588380	E 4 E-500

Recoilless hammers


YOUR ADVANTAGE:

- > Due to the special filling insert in the hammer head a considerably higher impact is made compared to standard engineers' and recoilless hammers
- > Universal use for service and assembly work, with all the advantages of a recoilless hammer with higher impact
- > "Dead blows" with no recoil reduce stress on muscles, nerves and wrists
- > Lower cost due to universal use as an engineer's and recoilless hammer
- > Recoilless hammers protect sensitive surfaces
- > Each blow is more effective than standard safety hammers
- > Available with hickory, tubular steel or fibreglass handles
- > Exchangeable inserts, resistant to breakage or wear, made of modified polyamide

FUNCTION

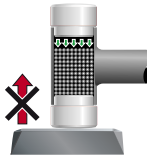


- > The hollow hammer head is filled with steel shot. Small steel balls with a high carbon content.
- > Workpiece "adhesion" and a "fully-felt" strike come from the practically 100% pulse transfer onto the workpiece.
- > The impact (colloquial term for pulse) results principally from the kinetic energy of the fine-grained steel shot.
- > The hammer head mass is slight compared to steel shot.
- > That is why the counter pulse triggered by the hammer head is not felt.
- > Bouncing blows are avoided.
- > Goes easy on one's joints and tendons.



248 H RECOILLESS HAMMER

- > With hickory handle
- > Splinter-proof, shatter-proof and wear-resistant polyamide heads, 75 Shore D, tested to -20° C
- > Powder-coated with silver hammer-effect enamel



Ø mm	l mm	kg	Code	No.
25	305	0.300	8728220	248 H-25
30	330	0.470	8868230	248 H-30
35	335	0.590	8868310	248 H-35
40	360	0.730	8868580	248 H-40
45	365	0.870	8868660	248 H-45
50	370	1.020	8868740	248 H-50
60	370	1.650	8868820	248 H-60
70	370	2.330	8728300	248 H-70
80	880	4.270	8728490	248 H-80
100	1000	6.935	8728570	248 H-100

E 248 H SPARE HANDLE HICKORY

l mm	kg	Code	No.
280	0.062	8739690	E 248 H-25
300	0.120	8739770	E 248 H-30-35
320	0.140	8739850	E 248 H-40-45
320	0.180	8739930	E 248 H-50
310	0.210	8740000	E 248 H-60-70
800	0.680	8740190	E 248 H-80
900	1.100	8740270	E 248 H-100

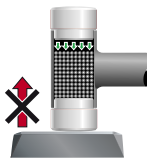
E 248 POLYAMIDE SPARE HEAD (PIECE)

- > Splinter-proof, shatter-proof and wear-resistant polyamide, 75 Shore D, tested to -20° C

Ø mm	kg	Code	No.
20	0.010	8747790	E 248-20
25	0.010	8747870	E 248-25
30	0.015	8830260	E 248-30
35	0.021	8830340	E 248-35
40	0.031	8830420	E 248-40
45	0.040	8829920	E 248-45
50	0.050	8830500	E 248-50
60	0.090	8830690	E 248-60
70	0.130	8748410	E 248-70
80	0.190	8748680	E 248-80
100	0.350	8748760	E 248-100

248 F RECOILLESS HAMMER

- > Nearly unbreakable fibreglass handle with handy plastic grip and secured head
- > Splinter-proof, shatter-proof and wear-resistant polyamide heads, 75 Shore D, tested to -20° C
- > Powder-coated with silver hammer-effect enamel



Ø mm	l mm	kg	Code	No.
25	290	0.400	8724310	248 F-25
30	305	0.550	8867690	248 F-30
35	310	0.730	8867770	248 F-35
40	315	0.780	8867850	248 F-40
45	320	0.940	8867930	248 F-45
50	325	1.120	8868070	248 F-50
60	335	1.680	8868150	248 F-60


248 ST RECOILLESS HAMMER

- > With very robust and durable steel tube handle
- > Splinter-proof, shatter-proof and wear-resistant polyamide heads, 75 Shore D, tested to -20° C
- > Powder-coated with silver hammer-effect enamel



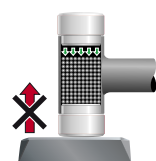
Ø mm	l mm	kg	Code	No.
25	270	0.440	8724070	248 ST-25
30	290	0.600	8828950	248 ST-30
35	295	0.700	8829090	248 ST-35
40	300	0.800	8829170	248 ST-40
45	305	0.950	8829410	248 ST-45
50	310	1.005	8829250	248 ST-50
60	335	1.800	8829330	248 ST-60
70	335	2.430	8724150	248 ST-70

KOMBI-PLUS R



247 H COMBINATION HAMMER KOMBI-PLUS R

- > Reduced expense due to versatile use as an engineer's and recoilless hammer
- > Universal use for service and assembly work
- > With all advantages of a recoilless hammer with higher impact
- > Less energy necessary, easier working
- > With exchangeable splinter-proof, shatter-proof and wear-resistant polyamide head (E 247), 75 Shore D, tested to -20 °C
- > With hickory handle (E 247 H)
- > DBGM (German utility patent)



Ø mm	l mm	kg	Code	No.
30	305	0.460	1603299	247 H-30
35	310	0.690	1603396	247 H-35
40	330	0.840	1687883	247 H-40

E 247 H SPARE HANDLE HICKORY KOMBI-PLUS R

- > Ergonomically designed handle made from high-quality hickory
- > Extremely bend resistant and fail safe

l mm	kg	Code	No.
270	0.100	1605313	E 247 H-30
270	0.120	1630709	E 247 H-35
290	0.126	1688014	E 247 H-40

E 247 POLYAMIDE SPARE HEAD (PIECE) KOMBI-PLUS R

- > Splinter-proof, shatter-proof and wear-resistant polyamide, 75 Shore D, tested to -20 °C

Ø mm	kg	Code	No.
30	0.021	1605305	E 247-30
35	0.034	1605380	E 247-35
40	0.040	1688022	E 247-40

Safety hammers

224 E PLASTIC HAMMER

- > With exchangeable heads made from yellow shatter-proof cellulose acetate
- > With ash handle
- > 65 Shore D



Ø mm	l mm	Spare handle	kg	Code	No.
22	250	E 224 E-22	0.157	8821270	224 E-22
27	270	E 224 E-27	0.242	8821350	224 E-27
32	280	E 224 E-32	0.365	8821430	224 E-32
35	290	E 224 E-35	0.445	8821510	224 E-35
40	320	E 224 E-40	0.600	8821780	224 E-40
50	340	E 224 E-50	0.913	8821860	224 E-50
60	380	E 224 E-60	1.392	8821940	224 E-60

225 E NYLON HAMMER

- > With exchangeable heads made from impact-resistant nylon
- > With ash handle
- > 60 Shore D



Ø mm	l mm	kg	Code	No.
22	250	0.160	8805310	225 E-22
27	270	0.250	8805580	225 E-27
32	280	0.350	8805660	225 E-32
35	290	0.420	8805740	225 E-35
40	320	0.580	8805820	225 E-40
50	340	0.900	8805900	225 E-50
60	380	1.340	8806040	225 E-60

E 224 PLASTIC SPARE HEAD

- > From shatter-proof cellulose acetate
- > 65 Shore D

Ø mm	kg	Code	No.
22	0.005	8822590	E 224-22
27	0.015	8822670	E 224-27
32	0.025	8822750	E 224-32
35	0.030	8822830	E 224-35
40	0.040	8822910	E 224-40
50	0.070	8823050	E 224-50
60	0.110	8823130	E 224-60

E 224 E SPARE HANDLE ASH

for no. 224 E + 225 E

l mm	kg	Code	No.
250	0.060	8823210	E 224 E-22
270	0.060	8823480	E 224 E-27
280	0.080	8823560	E 224 E-32
290	0.060	8823640	E 224 E-35
320	0.100	8823720	E 224 E-40
340	0.100	8824290	E 224 E-50
380	0.115	8824370	E 224 E-60

E 225 NYLON SPARE HEAD

- > From impact-resistant nylon
- > 60 Shore D

Ø mm	kg	Code	No.
22	0.005	8814220	E 225-22
27	0.010	8814300	E 225-27
32	0.015	8814490	E 225-32
35	0.025	8814570	E 225-35
40	0.030	8814650	E 225-40
50	0.055	8814730	E 225-50
60	0.085	8814810	E 225-60

226 E RUBBER MALLET

hard

- > DIN 5128-90, 90 Shore A
- > With two flat surfaces
- > **2 A** with one curved and one flat surface
- > With ash handle



Ø mm	h mm	l mm	kg	Code	No.
40	80	260	0.210	8825500	226 E-0
55	90	320	0.370	8825690	226 E-1
65	115	340	0.630	8825770	226 E-2
65	115	340	0.578	8825850	226 E-2 A
75	130	380	0.990	8825930	226 E-3
90	140	380	1.150	8826070	226 E-4

227 E RUBBER MALLET

soft

- > DIN 5128-60, 60 Shore A
- > With two flat surfaces
- > With ash handle



Ø mm	h mm	l mm	kg	Code	No.
55	90	320	0.320	8826740	227 E-1
65	115	340	0.540	8826820	227 E-2
75	130	380	0.770	8827040	227 E-3
90	140	380	1.050	8827120	227 E-4

E 226 E SPARE HANDLE ASH

for no. 226 E + 227 E

l mm	kg	Code	No.
260	0.043	8826230	E 226 E-0
320	0.045	8826310	E 226 E-1
340	0.100	8826580	E 226 E-2

l mm	kg	Code	No.
380	0.130	8827200	E 226 E-3
380	0.170	8827390	E 226 E-4

Wooden / Copper / Lead hammers

228 WOODEN MALLET

- > Made from white beech wood
- > Acc. to DIN 7462 A



Ø mm	l mm	kg	Code	No.
70	340	0.470	8828280	228-70

229 WOODEN MALLET

- > Head made from white beech wood with pressed steel holder
- > With oval ash handle
- > Acc. to DIN 7462 B



Ø mm	l mm	kg	Code	No.
60	310	0.340	8601230	229-60
70	320	0.610	8601310	229-70



21 F LIGHT METAL HAMMER

- > Cylindrical pattern
- > Nearly unbreakable fibreglass handle with plastic grip



∅ mm	g	l mm	kg	Code	No.
40	250	300	0.440	2015110	21 F-250
45	500	320	0.710	2015129	21 F-500
60	1000	360	1.250	2015137	21 F-1000
70	1500	400	1.790	2015145	21 F-1500

223 H LEAD HAMMER

- > Barrel shape, with end-to-end split pin
- > With hickory handle DIN 5111
- > Spare handle E 4 H



g	l mm	kg	Code	No.
1000	310	1.160	8820460	223 H-1000
1500	350	1.840	8820540	223 H-1500

l mm	kg	Code	No.
310	0.120	8591760	E 4 H-400
350	0.210	8592060	E 4 H-800

22 H COPPER HAMMER

- > Club shape
- > Forged hammer head
- > With hickory handle DIN 5111
- > Spare handle E 4 H



g	l mm	kg	Code	No.
250	280	0.316	1583999	22 H-250
500	310	0.715	1584006	22 H-500
750	330	1.050	8867260	22 H-750
1000	350	1.333	8867340	22 H-1000
1500	360	1.933	8867420	22 H-1500
2000	400	2.341	8867500	22 H-2000

l mm	kg	Code	No.
280	0.085	8591410	E 4 H-200
310	0.120	8591760	E 4 H-400
330	0.150	8591920	E 4 H-600
350	0.210	8592060	E 4 H-800
360	0.225	8592140	E 4 H-1000
400	0.280	8592300	E 4 H-2000

622 H COPPER HAMMER ROT BAND-PLUS

- > Club shape
- > With hickory handle DIN 5111, with additional long hardened handle protective steel sleeve
- > Spare handle E 600 H / E 609 H
- > The sleeve, tapered collar, fixing plate and wood screw bond the hammer head and wood handle into one unit
- > ROTBAND-PLUS handle join, high working safety, long service life, best price-performance ratio
- > Also available in a heavy 5 kg version



g	l mm	kg	Code	No.
750	350	1.120	8672410	622 H-750
1000	360	1.468	8672680	622 H-1000
1500	380	2.075	8672760	622 H-1500
2000	400	2.300	8672840	622 H-2000
5000	800	6.150	1985094	622 H-5

l mm	kg	Code	No.
330	0.234	8596560	E 600 H-600
350	0.296	8596640	E 600 H-800
360	0.315	8597880	E 600 H-1000
400	0.442	8599070	E 600 H-2000
800	1.120	8683530	E 609 H-5

Forging Tools

37 E COLD CHISEL HAMMER

- > For separating cold forgings
- > With ash handle
- > Spare handle E 37 E



↔ mm ↔	g	kg	Code	No.
600	1500	1.810	8663850	37 E-1500
600		0.270	8663930	E 37 E-1500

38 E HOT CHISEL HAMMER

- > For separating warm forge pieces
- > With ash handle
- > Spare handle E 37 E



↔ mm ↔	g	kg	Code	No.
600	1500	1.760	8664310	38 E-1500
600		0.270	8663930	E 37 E-1500

56 E PUNCH HAMMER

- > With ash handle
- > Spare handle E 37 E
- > Can be supplied with rebound-dampened tubular steel handle



∅ mm	↔ mm ↔	g	kg	Code	No.
10	600	850	1.010	8679500	56 E-10
15	600	1000	1.480	8679690	56 E-15
20	600	1470	1.770	8679770	56 E-20

∅ mm	↔ mm ↔	g	kg	Code	No.
	600		0.270	8663930	E 37 E-1500

BLACKSMITH'S TONGS



Striking Tools

WHAT IS SO SPECIAL ABOUT GEDORE STRIKING TOOLS?




- > The striking thing about GEDORE striking tools is the 45CrMoV7 material used - one which has a 30 % higher strength (under the same hardness) than the usual DIN 59CrV4 material. This very much distinguishes GEDORE striking tools from the products of its competitors. This is very true indeed for nail lifters.
- > The material (45CrMoV7) used by GEDORE is a pure air-hardening steel which hardens at a temperature of about 850 °C in still air. This material features both a high level of stability and enormous toughness. Tools cannot break even under the hardest of working conditions.
- > GEDORE pin punches always have a minus tolerance. This rules out any jamming in the drill hole.
- > All tools are fully hardened over their entire length. Tools cannot break even under the hardest of working conditions.
- > The hammer heads of our tools are electro-inductively and hence homogeneously tempered. In this way, maximum stability is achieved and splintering avoided.
- > The head shape of the GEDORE striking tools is optimally adapted to the radius of the hammer face.

Chisels

108 UNI PROTECTIVE HAND GUARD

- > Made from PVC
- > Improved protective plate offers highest safety for the hand against impacts
- > Ergonomic design
- > Avoids injuries of the hand
- > No rolling away (elliptical-shaped)
- > Jarring blows do not move into the hand
- > No fatigue of the hand - optimum hold
- > All chisels from 250 mm length can be supplied with universal protective hand guard (HS)
- > DBGM (German utility patent)




oval	octagonal	kg	Code	No.
20 x 12	14	0.182	8658500	108 UNI
23 x 13	16			
26 x 13	18			
26 x 7	20			

97 FLAT COLD CHISEL

octagonal

- > Chrome-molybdenum-vanadium air hardening steel 45CrMoV7
- > Carefully hardened and tempered along the full length
- > Striking heads inductively tempered
- > Working edge polished and clear varnished



L	a	s	kg	Code	No.
125	12	10	0.069	8703820	97-125
150	16	12	0.130	8703900	97-150
175	20	16	0.270	8704040	97-175
200	22	18	0.380	8704120	97-200
250	24	20	0.406	2004666	97-250

95 FLAT COLD CHISEL

flat oval

- > Acc. to DIN 6453
- > Chrome-molybdenum-vanadium air hardening steel 45CrMoV7
- > Carefully hardened and tempered along the full length
- > Striking heads inductively tempered
- > Working edge polished and clear varnished
- * not standardised



L	a	b	h	kg	Code	No.
100	15	14	9	0.075	8698560	95-100
125	15	14	9	0.100	8698640	95-125
150	18	17	11	0.190	8698720	95-150
175	21	20	12	0.280	8698800	95-175
200	24	23	13	0.390	8698990	95-200
225	*	24	13	0.460	8699610	95-225
250		25	13	0.500	8699020	95-253
250	*	28	13	0.570	8699100	95-250
300		26	13	0.604	8699290	95-303
300	*	30	13	0.710	8699370	95-300
400	*	30	13	0.950	8699450	95-400
500	*	30	13	1.160	8699530	95-500

1500 ES-350

>103



104 SPLITTING CHISEL

flat

- > Chrome-molybdenum-vanadium air hardening steel 45CrMoV7
- > Forged
- > Carefully hardened and tempered along the full length
- > Striking heads inductively tempered
- > Working edge polished and clear varnished
- > 104 HS with protective hand guard 108 UNI
- > 104 P with plastic grip



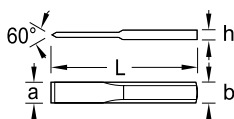
104



104 HS



104 P

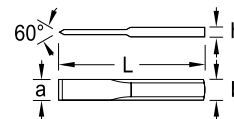


L	a	b	h	kg	Code	No.
240	26	26	7	0.260	8723850	104
240	26	26	7	0.290	8724230	104 P
240	26	26	7	0.400	8723930	104 HS

2104 SPLITTING CHISEL

extra flat

- > Chrome-vanadium steel
- > Carefully hardened and tempered along the full length
- > Striking heads inductively tempered
- > Working edges polished and clear varnished

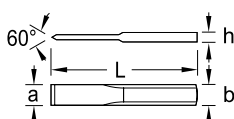


L	a	b	h	kg	Code	No.
240	26	26	4	0.198	8911420	2104

103 BRICK CUTTING CHISEL

flat oval

- > With broad blade to chisel joints into walls, plaster, tiles, etc.
- > Chrome-molybdenum-vanadium air hardening steel 45CrMoV7
- > Carefully hardened and tempered along the full length
- > Striking heads inductively tempered

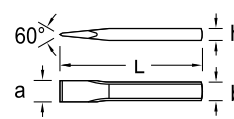


L	a	b	h	kg	Code	No.
250	50	26	13	0.532	8723420	103-50
250	60	26	13	0.557	8723500	103-60
250	80	26	13	0.558	8723690	103-80

109 BRICKLAYER'S CHISEL

flat oval

- > Acc. to DIN 7254 Form A
- > Chrome-molybdenum-vanadium air hardening steel 45CrMoV7
- > Carefully hardened and tempered along the full length
- > Striking heads inductively tempered
- > Working edge polished and clear varnished

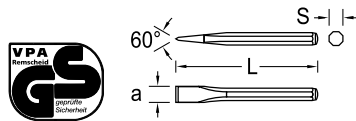


L	a	b	h	kg	Code	No.
200	26	20	12	0.320	8728650	109-200
250	26	20	12	0.400	8728730	109-250
300	29	23	13	0.610	8728810	109-300
350	29	23	13	0.710	8729030	109-350
400	29	23	13	0.830	8729110	109-400

110 BRICKLAYER'S CHISEL

octagonal

- > Acc. to DIN 7254 Form B
- > Chrome-molybdenum-vanadium air hardening steel 45CrMoV7
- > Carefully hardened and tempered along the full length
- > Striking heads inductively tempered
- > Working edge polished and clear varnished
- * not standardised

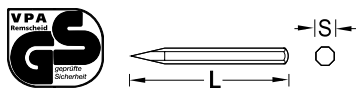


L	a	s		Code	No.
200	23	16	0.300	8731280	110-216
250	23	16	0.390	8731440	110-256
300	*	23	0.460	8731600	110-316
300		26	0.600	8731790	110-318
350		26	0.700	8731870	110-358
400	*	26	0.810	8731950	110-418
400		30	0.990	8732090	110-420

111 POINT CHISEL

octagonal

- > Acc. to DIN 7256
- > Chrome-molybdenum-vanadium air hardening steel 45CrMoV7
- > Carefully hardened and tempered along the full length
- > Striking heads inductively tempered
- > Working edge polished and clear varnished, free of burrs

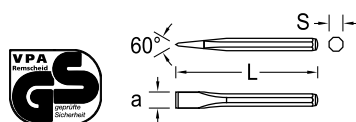


L	s		Code	No.
200	16	0.290	8741080	111-216
250	16	0.370	8741240	111-256
300	16	0.444	8741400	111-316
300	18	0.576	8741590	111-318
350	18	0.670	8741670	111-358
400	18	0.775	8741750	111-418

112 A ELECTRICIANS' CHISEL

octagonal

- > Chrome-molybdenum-vanadium air hardening steel 45CrMoV7
- > Carefully hardened and tempered along the full length
- > Striking heads inductively tempered
- > Working edge polished and clear varnished

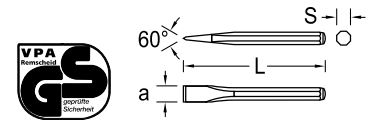


L	a	s		Code	No.
250	12	10	0.152	8745900	112 A-250
300	15	12	0.264	8746040	112 A-300

110 HS BRICKLAYER'S CHISEL

octagonal

- > Acc. to DIN 7254 Form B
- > With protective hand guard 108 UNI
- > Chrome-molybdenum-vanadium air hardening steel 45CrMoV7
- > Carefully hardened and tempered along the full length
- > Striking heads inductively tempered
- > Working edge polished and clear varnished

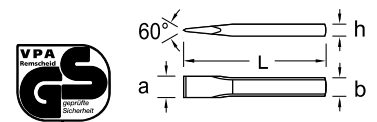


L	a	s		Code	No.
250	23	16	0.510	8732680	110 HS-256
300	26	18	0.720	8733140	110 HS-318

112 ELECTRICIANS' CHISEL

square

- > Chrome-vanadium steel
- > Carefully hardened and tempered along the full length
- > Striking heads inductively tempered
- > Working edge polished and clear varnished



L	a	b		Code	No.
200	6	6	0.054	8744500	112-2006
200	8	6	0.054	8744690	112-2008
200	10	7	0.073	8744770	112-2100
250	8	6	0.068	8744930	112-2508
250	10	7	0.091	8745070	112-2510
250	12	8	0.119	8745150	112-2512
300	15	10	0.227	8745310	112-3000

112 S ELECTRICIANS' SPLITTING CHISEL

- > Chrome-molybdenum-vanadium air hardening steel 45CrMoV7
- > Carefully hardened and tempered along the full length
- > Striking heads inductively tempered
- > Working edge polished and clear varnished



L	a	b		Code	No.
200	26.8	46	0.228	8746550	112 S

96 CROSS-CUT CHISEL

flat oval

- > Acc. to DIN 6451
- > Chrome-molybdenum-vanadium air hardening steel 45CrMoV7
- > Carefully hardened and tempered along the full length
- > Striking heads inductively tempered
- > Working edge polished and clear varnished

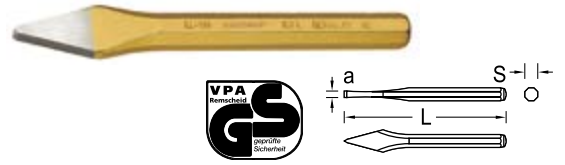


L	a	b	h	kg	Code	No.
125	5	14	9	0.098	8702180	96-125
150	6	17	11	0.170	8702260	96-150
175	7	17	11	0.210	8702340	96-175
200	8	20	12	0.290	8702420	96-200
250	9	23	13	0.530	8702500	96-250

98 CROSS-CUT CHISEL

octagonal

- > Chrome-molybdenum-vanadium air hardening steel 45CrMoV7
- > Carefully hardened and tempered along the full length
- > Striking heads inductively tempered
- > Working edge polished and clear varnished




L	a	s	kg	Code	No.
125	5	10	0.066	8704630	98-125

202 TILE CHISEL

flat

- > Chrome-vanadium steel 59CrV4
- > Carefully hardened and tempered along the full length
- > Striking heads inductively tempered
- > Working edge polished and clear varnished




L	a	b	kg	Code	No.
100	10	7	0.033	8879430	202-100

203 TILE CHISEL

square, pointed

- > Chrome-vanadium steel 59CrV4
- > Driving point polished and clear varnished




L	s	kg	Code	No.
100	7	0.032	8880280	203-100

128 PARING CHISEL

octagonal

- > Chrome-molybdenum-vanadium air hardening steel 45CrMoV7
- > Carefully hardened and tempered along the full length
- > Striking head inductively tempered
- > Working edge polished and clear varnished



L	a	s	kg	Code	No.
120	2	10	0.070	8775650	128-2

129 GROOVING CHISEL

octagonal

- > Acc. to DIN 6455
- > Chrome-molybdenum-vanadium air hardening steel 45CrMoV7
- > Carefully hardened and tempered along the full length
- > Striking head inductively tempered
- > Working edge polished and clear varnished



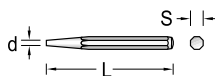
L	a	s	kg	Code	No.
150	3	10	0.070	8776460	129-3

Drift / Centre / Pin Punches

99 DRIFT PUNCH

octagonal

- > Acc. to DIN 6458
- > Chrome-molybdenum-vanadium air hardening steel 45CrMoV7
- > Carefully hardened and tempered along the full length
- > Striking heads inductively tempered
- > Working edge polished and clear varnished
- > Special types or sizes on request
- * not standardised

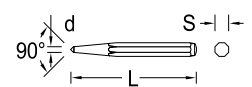


d	L	s	kg	Code	No.
1	120	10	0.060	8708700	99 10-1
2	120	10	0.061	8708970	99 10-2
3	120	10	0.063	8709190	99 10-3
4	120	10	0.065	8709350	99 10-4
5	120	10	0.063	8709510	99 10-5
3	120	12	0.088	8710950	99 12-3
4	120	12	0.086	8711170	99 12-4
5	120	12	0.091	8711330	99 12-5
6	120	12	0.094	8711410	99 12-6
7	120	12	0.096	8711680	99 12-7
8	120	12	0.099	8711760	99 12-8
10	*	120	0.103	8711920	99 12-10

100 CENTRE PUNCH

octagonal

- > Acc. to DIN 7250
- > Chrome-molybdenum-vanadium air hardening steel 45CrMoV7
- > Carefully hardened and tempered along the full length
- > Striking heads inductively tempered
- > Working edge polished and clear varnished
- * not standardised



d	L	s	kg	Code	No.
4	120	10	0.063	8721050	100-10
5	120	12	0.091	8721130	100-12
5	150	12	0.119	8721210	100-15
8	*	150	0.216	8721480	100-16

922

>565



1500 CT1-350

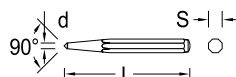
>111



100 A CENTRE PUNCH

octagonal, with carbide tip

- > Chrome-molybdenum-vanadium air hardening steel 45CrMoV7



L	s	d	kg	Code	No.
120	10	4	0.063	8721720	100 A-10
130	12	4	0.089	1568396	100 A-12

101 AUTOMATIC CENTRE PUNCH

with tip

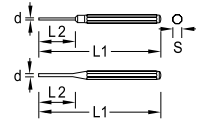
- > For one hand operation
- > With spring mechanism
- > Impact power can be set by a screw thread
- > With hand protection for comfortable and safe working
- > Spare tip E 101



L	s	d	kg	Code	No.
145	16	4	0.145	8722880	101
		4	0.010	8870800	E 101

119 PIN PUNCH

octagonal



- > Acc. to DIN 6450
- > Chrome-molybdenum-vanadium air hardening steel 45CrMoV7
- > Carefully hardened and tempered along the full length
- > Striking heads inductively tempered
- > Working edge polished and clear varnished
- > No. 119-175 with pilot
- > Special types or sizes on request * not standardised

d	L ₁	L ₂	s		Code	No.
1.5	*	110	30	8	0.061	2004658 119-1,5
2.0		150	30	10	0.070	8758640 119-2
2.5	*	150	30	10	0.069	8758720 119-2,5
3.0		150	40	10	0.071	8758800 119-3
3.5	*	150	40	10	0.072	8758990 119-3,5
4.0		150	50	10	0.061	8759020 119-4
4.5	*	150	50	10	0.065	8856220 119-4,5
5.0		150	50	10	0.068	8759290 119-5

d	L ₁	L ₂	s		Code	No.
6.0		150	50	10	0.073	8759370 119-6
7.0	*	150	50	12	0.103	8759450 119-7
8.0		150	50	12	0.109	8759530 119-8
9.0	*	150	50	12	0.115	8759610 119-9
10.0		150	50	12	0.123	8759880 119-10
12.0		150	50	14	0.170	8759960 119-12
14.0		180	80	16	0.237	8859670 119-14
6.0		175	85	10	0.070	8761350 119-175

114 PIN PUNCH

with guide sleeve

- > Driving point made from material 115CrV3, hardened 55 - 59 HRC
- > With movable guide sleeve
- > Shank knurled, fine grinded and polished
- > The guide tip is attached together with the

pushed-forward guide sleeve. At the expelling stage, the flexible sleeve supports the propelling pin and, at the same time, stops the propelling tip breaking off.

* No. 114-59 with fix guide sleeve



114-09 - 114-39



114-59

d	L		Code	No.
0.9	80	0.006	8755460	114-09
1.4	85	0.012	8755540	114-14
1.8	88	0.012	8755620	114-18
2.4	92	0.018	8755700	114-24
2.8	96	0.020	8755890	114-28
3.4	96	0.026	8755970	114-34
3.9	100	0.026	8756000	114-39
5.9*	100	0.032	8756190	114-59

115 PIN PUNCH SET

8 pieces

- > In metal case with lid
- > With movable guide sleeve, no. 114-59 with fix guide sleeve

- > Driving point made from material 115CrV3, hardened 55 - 59 HRC
- > Shank knurled, fine grinded and polished




Contents		Code	No.
114-09 -14 -18 -24 -28 -34 -39 -59	0.350	8756780	115

Sets

116 A - 116 L PIN PUNCH SET

6 pieces

- > Chrome-molybdenum-vanadium air hardening steel 45CrMoV7
- > Carefully hardened and tempered along the full length
- > Striking heads inductively tempered
- > Working edge polished and clear varnished
- > 116 L = long pattern



Contents	Execution		Code	No.
119-3 -4 -5 -6 -7 -8	wooden stand	0.714	8757240	116
119-3 -4 -5 -6 -7 -8	metal case with lid	0.820	8758050	116 D


Contents	Execution		Code	No.
119-3 -4 -5 -6 -7 -8	PVC holder	0.530	8757670	116 A
119-2 -3 -5 -175 -175-4 -175-6	PVC holder	0.475	8839990	116 L

119 L PIN PUNCH SET

6 pieces

- > Chrome-molybdenum-vanadium air hardening steel 45CrMoV7
- > Carefully hardened and tempered along the full length
- > Striking heads inductively tempered
- > Working edge polished and clear varnished
- > In PVC holder
- > Long pattern 175 mm




Contents	Execution		Code	No.
119-175-4 175-5 175-6 175-7 175-8 175-10	PVC holder	0.580	8866290	119 L

106 - 106 D CHISEL AND PUNCH SET

6 pieces

- > Chrome-molybdenum-vanadium air hardening steel 45CrMoV7
- > Carefully hardened and tempered along the full length
- > Striking heads inductively tempered
- > Working edge polished and clear varnished




Contents	Execution		Code	No.
97-125 150 98-125 99 12-3 100-10 119-4	PVC holder	0.525	8725200	106
97-125 150 98-125 99 12-3 100-10 119-4	Metal case with lid	0.805	8725710	106 D

113 - 113 D DRIFT PUNCH SET

6 pieces

- > Chrome-molybdenum-vanadium air hardening steel 45CrMoV7
- > Carefully hardened and tempered along the full length
- > Striking heads inductively tempered
- > Working edge polished and clear varnished





Contents	Execution		Code	No.
99 10-1 2 3 99 12-4 5 100-10	PVC holder	0.460	8753680	113
99 10-1 2 3 99 12-4 5 100-10	metal case with lid	0.755	8754060	113 D

107 CHISEL AND PUNCH SET

12 pieces

- > Chrome-molybdenum-vanadium air hardening steel 45CrMoV7
- > Carefully hardened and tempered along the full length
- > Striking heads inductively tempered
- > Working edge polished and clear varnished
- > In wooden stand



Contents		Code	No.
95-150 200 96-150 97-125 99 10-2 3 4 5 100-10 119-2 3 5	2.075	8726440	107

various

206 TILER'S SETTING TOOL

- > Chrome-vanadium steel 59CrV4
- > Carefully hardened and tempered along the full length
- > Striking heads inductively tempered
- > Working edge polished and clear varnished



↳ mm	■ mm	⚖ kg	Code	No.
150	8	0.070	8880600	206-150

90 HS RIVET SETTER

octagonal

- > Chrome-molybdenum-vanadium air hardening steel 45CrMoV7, zinc-plated
- > Carefully hardened and tempered along the full length
- > Striking heads inductively tempered
- > With black protective hand guard for safe comfortable working



L	s	⚖ kg	Code	No.
170	18	0.488	8885830	90 HS-4
170	18	0.488	8886130	90 HS-6

208 CARBIDE SCRIBER

hexagonal

- > Chrome-vanadium steel 59CrV4
- > Zinc-plated



↳ mm	■ mm	⚖ kg	Code	No.
150	6	0.040	8881680	208-150

126 RIVETTING SETTER

octagonal

- > Acc. to DIN 6434
- > Chrome-molybdenum-vanadium air hardening steel 45CrMoV7
- > Working edge polished and clear varnished



for rivet shaft Ø	internal Ø	L	s	⚖ kg	Code	No.
2	2.5	100	10	0.063	8774090	126-2
3	3.5	100	10	0.061	8774170	126-3
4	4.5	100	12	0.081	8774250	126-4
5	6.0	110	12	0.132	8774330	126-5
6	7.0	110	14	0.130	8774410	126-6

127 RIVETTING SNAP DIE

octagonal

- > Acc. to DIN 6435
- > Chrome-molybdenum-vanadium air hardening steel 45CrMoV7
- > Working edge polished and clear varnished



for rivet shaft Ø	internal Ø	L	s	⚖ kg	Code	No.
2	3.5	100	10	0.062	8775060	127-2
3	5.2	100	10	0.063	8775140	127-3
4	7.0	100	12	0.090	8775220	127-4
5	8.8	110	14	0.133	8775300	127-5
6	10.5	110	16	0.173	8775490	127-6

125 B SET OF RIVETTING SETTERS AND SNAP DIES

6 pieces

- > Chrome-molybdenum-vanadium air hardening steel 45CrMoV7
- > Hardened in accordance with the technical specifications for striking tools to DIN 7255
- > Working edge polished and clear varnished
- > In PVC holder

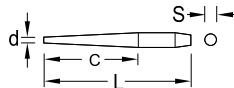


Contents	⚖ kg	Code	No.
126-2 3 4	0.470	8773600	125 B
127-2 3 4			

Bending bars / Prybars

135
SETTING PUNCH

- > Chrome-vanadium steel 59CrV4
- > Hardened and tempered along the full length
- > Special sizes available on request

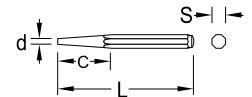


d	L	c	s		Code	No.
5	180	110	12	0.110	8782350	135-5
6	200	120	13	0.150	8782430	135-6
8	200	130	16	0.225	8782510	135-8
9	200	130	20	0.340	8782780	135-9
10	230	140	22	0.490	8782860	135-10
11	250	155	25	0.620	8782940	135-11
12	280	170	27	0.890	8783080	135-12
14	315	190	30	1.250	8783160	135-14
15	340	200	32	1.570	8783240	135-15
16	380	220	36	2.190	8783320	135-16

136-500
TAPER PUNCH

octagonal

- > Chrome-molybdenum-vanadium air hardening steel 45CrMoV7
- > Carefully hardened and tempered along the full length

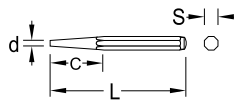


L	c	d	s		Code	No.
500	170	5	20	1.050	8783400	136-500

137-600
BENDING BAR

octagonal

- > Chrome-molybdenum-vanadium air hardening steel 45CrMoV7
- > Carefully hardened and tempered along the full length



L	c	d	s		Code	No.
600	120	5	20	1.305	8783590	137-600

138-400
BENDING TOOL

hexagon

- > Chrome-vanadium air hardening steel 59CrV4, zinc-plated
- > Carefully hardened and tempered along the full length



L mm	mm	s		Code	No.
400	23	17	0.645	1396609	138-400

139-400
PRYBAR

- > Chrome-vanadium-steel 31CrV3, zinc-plated



L mm	Ø		Code	No.
400	14	0.480	1396595	139-400

140-380
UNIVERSAL PRYBAR

- > Made from special steel, hardened
- > Cutting edge polished
- > With three nail pullers



L mm	mm		Code	No.
380	42	0.650	8894310	140-380

141 PRYBAR

octagonal

- > Chrome-vanadium steel 59CrV4, chromated
- > Hardened along the full length
- > With plastic handle
- > Very robust and resilient



l mm r	mm	s	kg	Code	No.
300	15	12	0.230	1471945	141-300
390	15	12	0.390	1471937	141-390
600	15	12	0.785	1471929	141-600

S 141-3 PRYBAR SET

3 pieces

- > Chrome-vanadium steel 59CrV4, chromated
- > Hardened along the full length
- > With plastic handle
- > Very robust and resilient
- > Packed in cardboard box



Contents	kg	Code	No.
141-300 390 600	1.474	1525476	S 141-3

142-430 ALUMINIUM PRYBAR

- > Forged of high-class aluminium
- > Extremely light and very robust
- > For universal use - with pry and tip
- > Sensitive parts can be levered gently



l mm r	mm	kg	Code	No.
430	26	0.405	1859188	142-430

Nail lifter / Crowbars

120 WRECKING BAR

hexagon

- > Made from special steel
- > Working edges carefully hardened and tempered



l mm r	hexagonal	kg	Code	No.
350	18	0.840	8769330	120-350
500	18	1.150	8769410	120-500
600	18	1.355	8769680	120-600
700	18	1.550	8769760	120-700
800	18	1.770	8769840	120-800
1000	18	2.175	8769920	120-1000

122 CROWBAR

- > With straight cutting edge and point



l mm r	Ø	kg	Code	No.
1000	30	5.2	8770500	122-1000
1500	30	8.2	8770770	122-1500

123 CROWBAR

- > With curved cutting edge and point



l mm r	Ø	kg	Code	No.
1000	30	5.3	8771230	123-1000
1500	30	8.2	8771580	123-1500

124 CROWBAR

- > With claw and point



l mm r	Ø	kg	Code	No.
1000	30	5.2	8772040	124-1000
1500	30	8.2	8772200	124-1500

151 CROWBAR

- > Heavy-duty model
- > With round head and cutting edge



l mm r	Ø	kg	Code	No.
1500	30	8.4	8824880	151-1500